








## Quick Guide to Painting Finns

Here is our quick guide to painting Finnish troops in summer uniform. There are no major difficulties; actually they go quite fast.



**The color uses are:**

	995 German Grey	Base coat
	816 Luftwaffe Uniform WWII	Uniform
	900 French Mirage Blue	Highlight for uniform
	975 Military Green	Helmet
	871 Leather Brown	Base color for leather and canvas
	940 Saddle Brown	Highlight for leather
	884 Stone Grey	Canvas equipment

*Note: Color samples may not accurately reflect the actual Vallejo paint color*

Although, I usually advise to basecoat with a brown color, I think the German grey is the more appropriate. The French Mirage Blue works quite well and the Military Green really gave me the color I was looking for.

I tend to paint my figures in light colors as it doesn't "crush" them on the table and makes an overall pleasant look. However, I have noticed that a dark color for the helmets really helps to "set" the figures on the table. It's difficult to explain precisely what it means. Try figures with light color for their helmet and dark color, you will see what I mean.

*Happy painting!*